

Psychosocial Support Services in Your Community

New psychosocial support services are now available across Melbourne and surrounding regions, for people with severe mental illness who are not receiving support from the National Disability Insurance Scheme (NDIS). See below for services in your area.




Eastern & North Eastern Melbourne region

All or parts of Banyule, Boroondara, Knox, Manningham, Mitchell, Monash, Murrundindi, Nillumbik, Whitehorse, Whittlesea, Yarra Ranges

Delivered by Neami National

 1300 168 911


 EastMelbournePSS@neaminational.org.au

www.neaminational.org.au

North Western Melbourne region

All or parts of Melbourne, Yarra, Moreland, Moonee Valley, Darebin, Hume, Macedon Ranges

Delivered by Neami National


 1300 052 588

 NorthernMelbournePSS@neaminational.org.au

All or part of Wyndham, Melton, Brimbank, Hobson's Bay, Maribyrnong, Moorabool

Delivered by cohealth

 (03) 9448 6880


 mh@cohealth.org.au


www.cohealth.org.au

South Eastern Melbourne region

All or parts of Port Phillip, Glen Eira, Stonnington, Bayside, Casey, Cardinia, Dandenong, Kingston, Frankston-Mornington Peninsula

Delivered by Ermha in partnership with Launch Housing

 1800 862 363

 (8.30am-4.30pm weekdays) pss@semphn.org.au

www.ermha.org
www.launchhousing.org.au

'Psychosocial supports' can include:

- practical help with daily living
- looking after your mental and physical health
- finding a home
- gaining employment
- connecting with family, friends and the community.

Psychosocial supports are specific to the person and their needs.

Emergency contacts:

Always call 000 in an emergency

For mental health and suicide prevention support:

Lifeline 13 11 14

Suicide Call Back Service 1300 659 467

SuicideLine (Victoria) 1300 651 251